



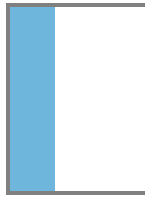
L'ESPRESSO



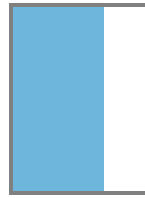
PAGE
Real 200X255 mm
Portal 210X263 mm



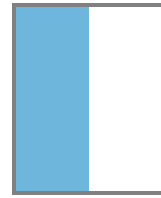
HORIZONTAL HALF PAGE
Real 200X132 mm
Portal 210X140 mm



1 COLUMN
Real 70X255 mm
Portal 80X263 mm



2 COLUMNS
Real 125X255 mm
Portal 135X263 mm



VERTICAL HALF PAGE
Real 96X255 mm
Portal 106X263 mm



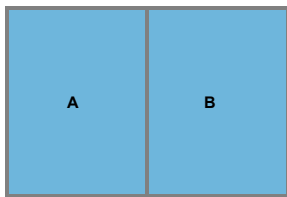
DOUBLE PAGE



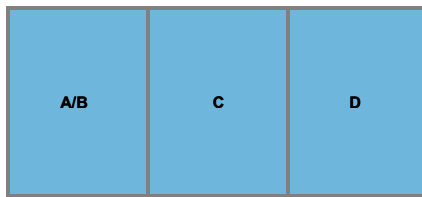
HORIZONTAL DOUBLE PAGE.
Portal 410X140 mm



HORIZONTAL
Portal 410X140 mm



REVERSED LEAVES
A/B real 390X255 mm
A/B portal 400X263 mm




LEAF 4 PAGES
A/B real 190X255 mm
portal 195X263 mm (tied only left side)
C real 195X255 mm
portal 195X263 mm
D real 200X255 mm
portal 210X263 mm

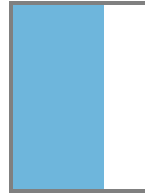
IL VENERDI'



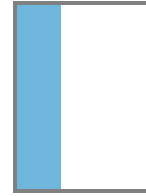
PAGE
real 200X255 mm
portal 210X263 mm



HORIZONTAL HALF PAGE
real 200X126 mm
portal 210X134 mm



2 COLUMNS
real 112X255 mm
portal 122X263 mm



1 COLUMN
real 61X255 mm
portal 71X263 mm



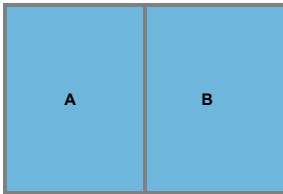
DOUBLE PAGE



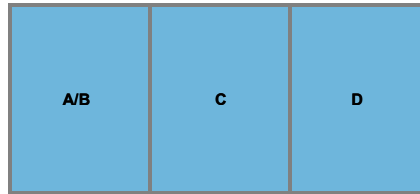
HORIZONTAL DOUBLE HALF PAGE
portal 410X134 mm



HORIZON
portal 410X134 mm



REVERSED LEAF
A/B real 390X255 mm
A/B portal 400X263 mm




EAF 4 PAGES
A/B real 190X255 mm
portal 195X263 mm (tied only left side)
C real 195X255 mm
portal 195X263 mm
D real 200X255 mm

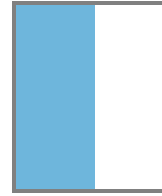
D - D CASA



PAGE
real 205X265 mm
portal 215X273 mm




HORIZONTAL HALF PAGE
real 205X128 mm
portal 215X136 mm



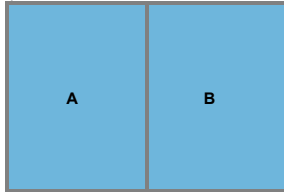
VERTICAL HALF PAGE
real 102X265 mm
portal 112X273 mm



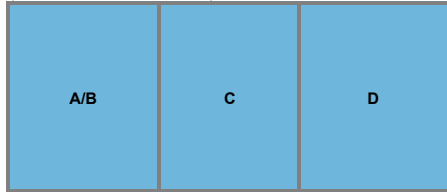
DOUBLE PAGE
real 410X265 mm
portal 420X273 mm



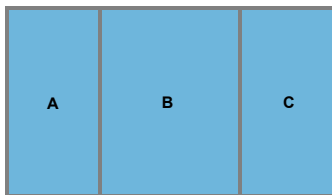
VERTICAL HALF PAGE. + PAGE C/STAFF
real 90X265 mm real 205X265 mm
portal 100X273 mm portal 215X273 mm



REVERSED LEAVES
A/B real 400X265 mm
A/B portal 410X273 mm




LEAF 4 PAGES
A/B real 195X265 mm
portal 200X273 mm (tied only left side)
C real 200X265 mm
portal 200X273 mm
D real 205X265 mm
portal 215X273 mm




WINDOW DOOR
A/B/C real 410X265 mm
A/B/C portal 420X273 mm

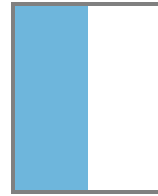
NATIONAL GEOGRAPHIC



PAGE
real 175X254 mm
portal 185X264 mm




HORIZONTAL HALF PAGE
real 175X124 mm
portal 185X134 mm



VERTICAL HALF PAGE
real 83X254 mm
portal 93X264 mm

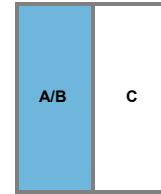


DOUBLE PAGE

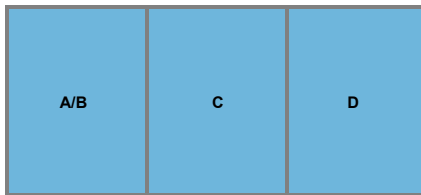


REVERSED WINDOW DOOR 1^a COP.
C portal 170X264 mm

A/B real 170X254 mm
A/B portal 175X264 mm (tied only right side)




WINDOW DOOR 1/2 COP.
portal 110X264 mm




WINDOW DOOR 4 PAGÈS COP. + I ROMAN

A/B real 160X254 mm
portal 165X264 mm (tied only left side)
C real 170X254 mm
portal 170X264 mm
D real 175X254 mm
portal 185X264 mm

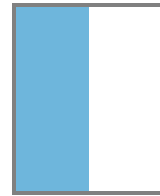
LE SCIENZE



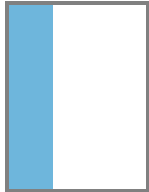
PAGE
real 206X273 mm
portal 216X283 mm



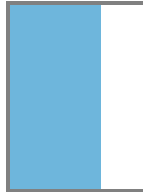
HORIZONTAL HALF PAGE
real 206X136 mm
portal 216X146 mm



VERTICAL HALF PAGE
real 104X273 mm
portal 114X283 mm



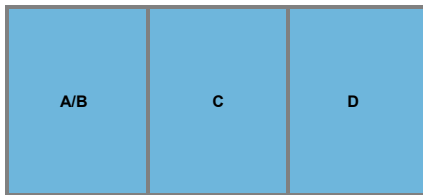
1 COLUMN



2 COLUMNS
portal 139X283 mm



DOUBLE PAGE
portal 422X283 mm




LEAF 4 PAGES
A/B real 196X273 mm
portal 201X283 mm (tied only left side)
C real 201X273 mm
portal 201X283 mm
D real 206X273 mm
portal 216X283 mm

[INDEX](#)

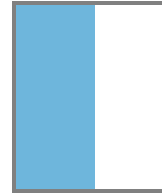
MIND



PAGE
real 205X265 mm
portal 215X273 mm




HORIZONTAL HALF PAGE
real 205X128 mm
portal 215X136 mm



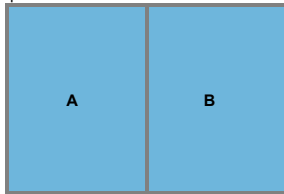
VERTICAL HALF PAGE
real 102X265 mm
portal 112X273 mm



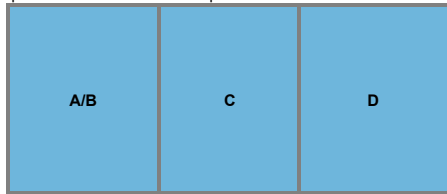
DOUBLE PAGE
real 410X265 mm
portal 420X273 mm



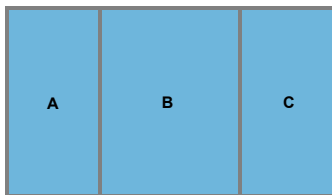
VERTICAL HALF PAGE. + PAGE C/STAFF
real 90X265 mm real 205X265 mm
portal 100X273 mm portal 215X273 mm



REVERSED LEAVES
A/B real 400X265 mm
A/B portal 410X273 mm




LEAF 4 PAGES
A/B real 195X265 mm
portal 200X273 mm (tied only left side)
C real 200X265 mm
portal 200X273 mm
D real 205X265 mm
portal 215X273 mm



WINDOW DOOR
A/B/C real 410X265 mm
A/B/C portal 420X273 mm

GUIDE L'ESPRESSO

Guide I Ristoranti d'Italia, I Vini d'Italia, Alberghi e Ristoranti d'Italia



PAGE
real 138X230 mm
portal 148X240 mm




DOUBLE PAGE
real 276X230 mm
portal 286X240 mm




BOOKMARK
real 60X230 mm
portal 70X240 mm
(without marks; high resolution -
At least 300 dpi; sent via email)

[INDEX](#)

CI PIACE CUCINARE




PAGE
real 210X280 mm
+ 5 mm in abundance




DOUBLE PAGE
real 420X280 mm
+ 5 mm in abundance

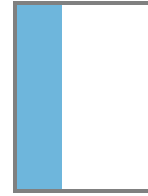
AL VOLANTE




PAGE
real 185X232 mm
portal 195X242 mm



HORIZONTAL HALF PAGE
real 185X114 mm
portal 195X124 mm




1 COLUMN
real 62X232 mm
portal 72X242 mm




DOUBLE PAGE
real 370X232 mm

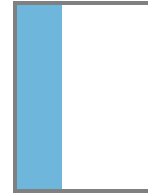
IN SELLA




PAGE
real 184X230 mm
portal 194X240 mm




HORIZONTAL HALF PAGE
real 184X113 mm
portal 194X123 mm



1 COLUMN
real 60X230 mm
portal 70X240 mm




DOUBLE PAGE
real 368X230 mm




FOOT
real 184X75 mm

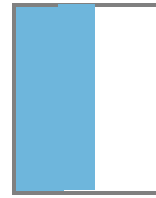
SPIRITO DIVINO



PAGE
real 205X275 mm
portal 215X285 mm



HORIZONTAL HALF PAGE
real 205X137 mm
portal 215X147 mm




VERTICAL HALF PAGE
real 102X275 mm
portal 112X285 mm




DOUBLE PAGE
real 410X275 mm
portal 420X285 mm

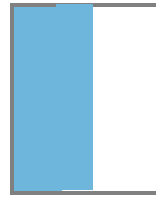
ARBITER



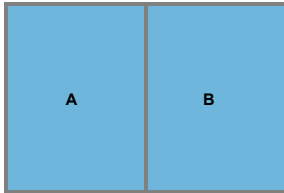
PAGE
real 250X330 mm
portal 260X340 mm



HORIZONTAL HALF PAGE
real 250X165 mm
portal 260X175 mm



VERTICAL HALF PAGE
real 125X330 mm
portal 135X340 mm

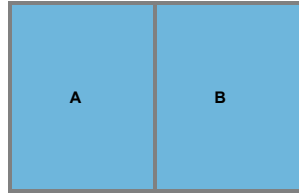


REVERSED LEAVES
A/B real 492X330 mm

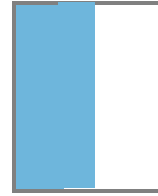
KAIROS



PAGE
real 210X270 mm
portal 220X280 mm

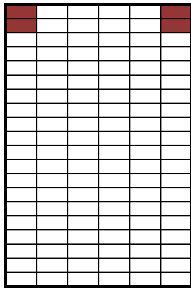


DOUBLE PAGE
real 420X270 mm
portal 430X280 mm

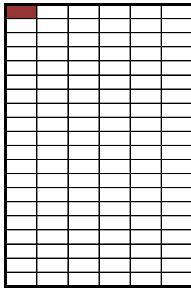


VERTICAL HALF PAGE
real 105X270 mm
portal 115X280 mm

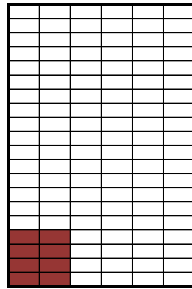
GAZZETTA D'ALBA



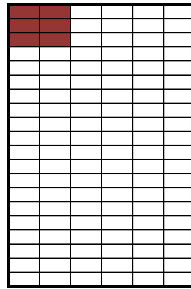
MANCHETTE DX e SX 1ª pagina
1X2 47X45



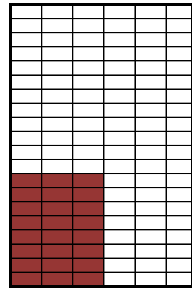
MODULE
1X1 42X21



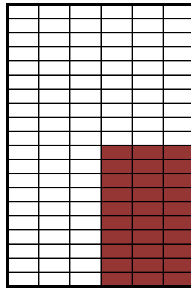
VERTICAL WINDOW
2X4 89X84



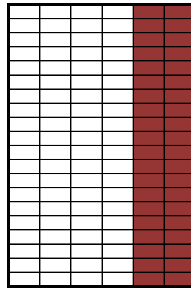
INTERNAL MANCHETTE
2X3 89X63



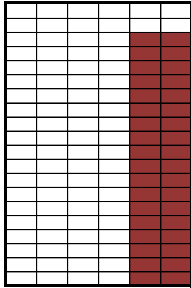
QUARTER PAGE
3X9 135X189



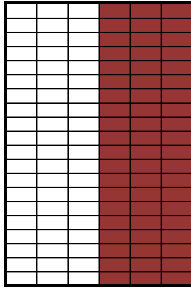
MAGNUM FRAME
3X10 135X210



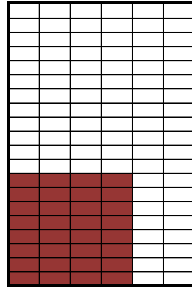
2 COLONNE
2X20 89X420



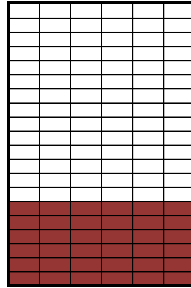
36 MODULI
2X18 89X378



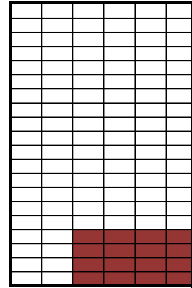
VERTICAL HALF PAGE
3X20 135X420



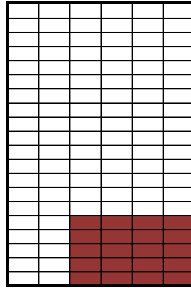
36 MODULES
4X9 182X189



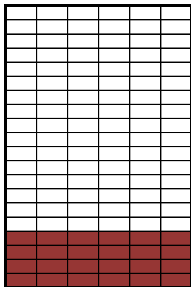
36 MODULES
6X6 275X126



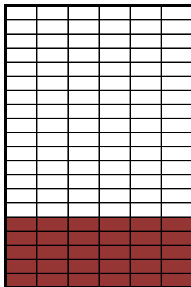
16 MODULES
4x4 182x84




20 MODULES
4X5 182X105



PIEDINO
6X4 275x84



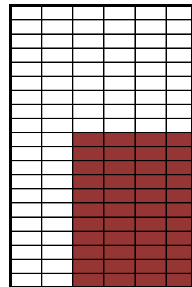
LITTLE FOOT
6X5 275x105




MAXI FOOT
6X8 275X168



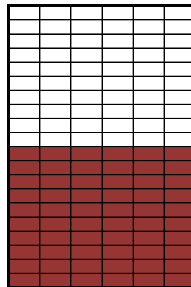
PAGE (120 mod)
6X20 275x420



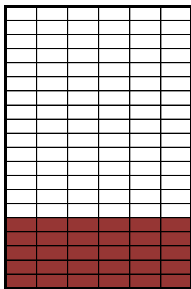
JUNIOR
4X12 182x252



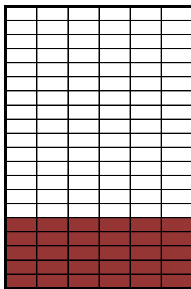
HALF PAGE
6X9 275X189



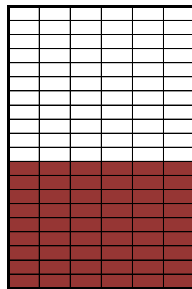
1/2 PAG. ORIZZONTALE
6X10 275x210



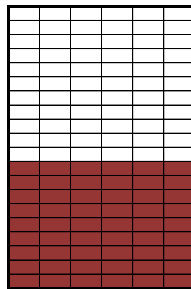
DOPPIO PIEDE
13X5




585x105



DOUBLE HALF PAGE
13x9



585x189

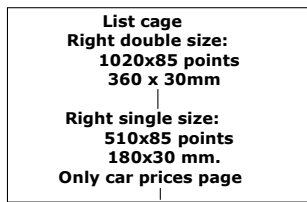
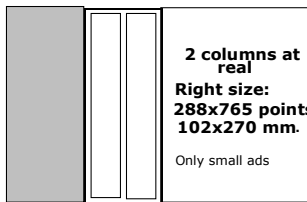
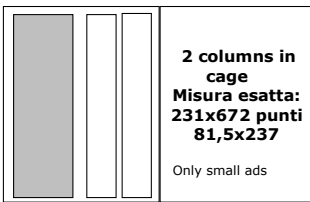
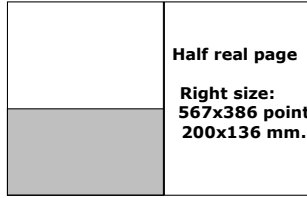
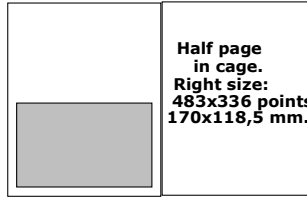
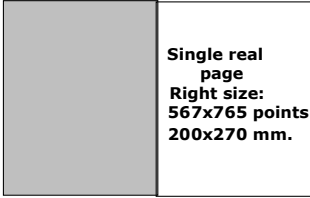
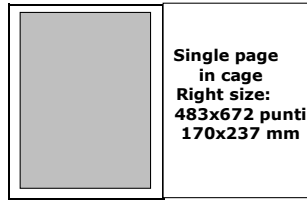
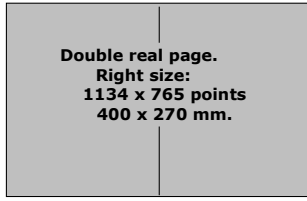
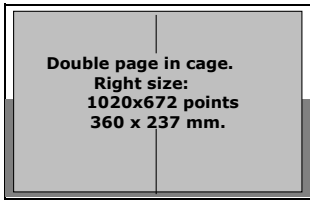


HALF PAGE
13x20

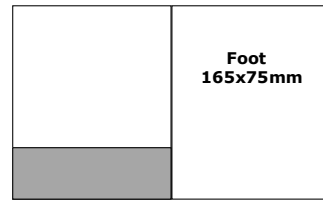
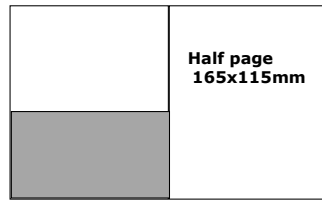



585x420

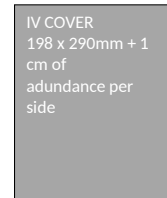
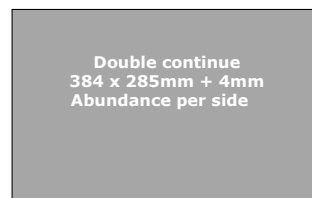
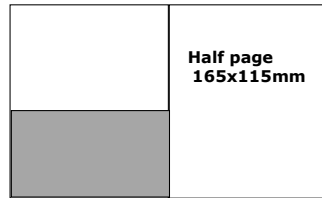

PICTURED



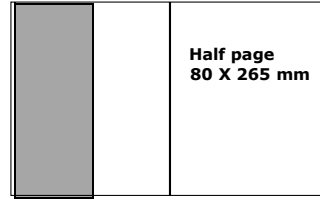
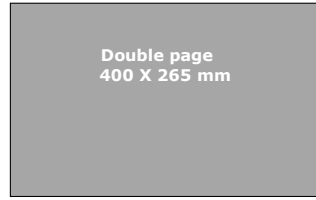

BUSINESS CLASS | Hotel, Golf, Capital



BUSINESS CLASS magazine



SHOP IN THE CITY



For each format it is necessary to consider an abundance of 5mm on all sides, the closed must have a resolution of 300dpi.